

Scaled data based on original data using
LM-79-08 Approved Method: Electrical and Photometric Measurements of Solid-
State Lighting Products

Test Report Prepared for
Cooper Lighting Solutions
(formerly Eaton)

Brand: McGRAW-EDISON

Report Number: P946195

Luminaire Tested: **GALN-SB1D-935-U-5MQ**

Issue Date: 1/21/2025

Test Information

Test Method: LM-79-08
Report Number: P946195
TEST IS SCALED FROM IESNA LM-79-08 TEST DATA (G2-2411-289-20)
Test Lab: INNOVATION CENTER
Issue Date: 1/21/2025
Manufacturer: COOPER LIGHTING SOLUTIONS (FORMERLY EATON)
Product Line: McGRAW-EDISON
Catalog Number: GALN-SB1D-935-U-5MQ
Description: GALLEON AREA AND ROADWAY HIGH DENSITY LED LUMINAIRE
(1) 90 CRI, 3500K, 900mA LIGHTSQUARE WITH 26 LEDS AND TYPE V MEDIUM OPTICS
Light Source: -
Ballast/Driver: -

Summary

Lumens per Lamp: N/A
Luminaire Lumens: 7416 lumens
Efficiency: N/A
Efficacy: 93.2 lumens/watt
Luminous Opening: Rectangular (W 0.5' x L: 0.5' x H: 0')
IES Classification: Type V - Short
BUG Rating: B3 - U0 - G1

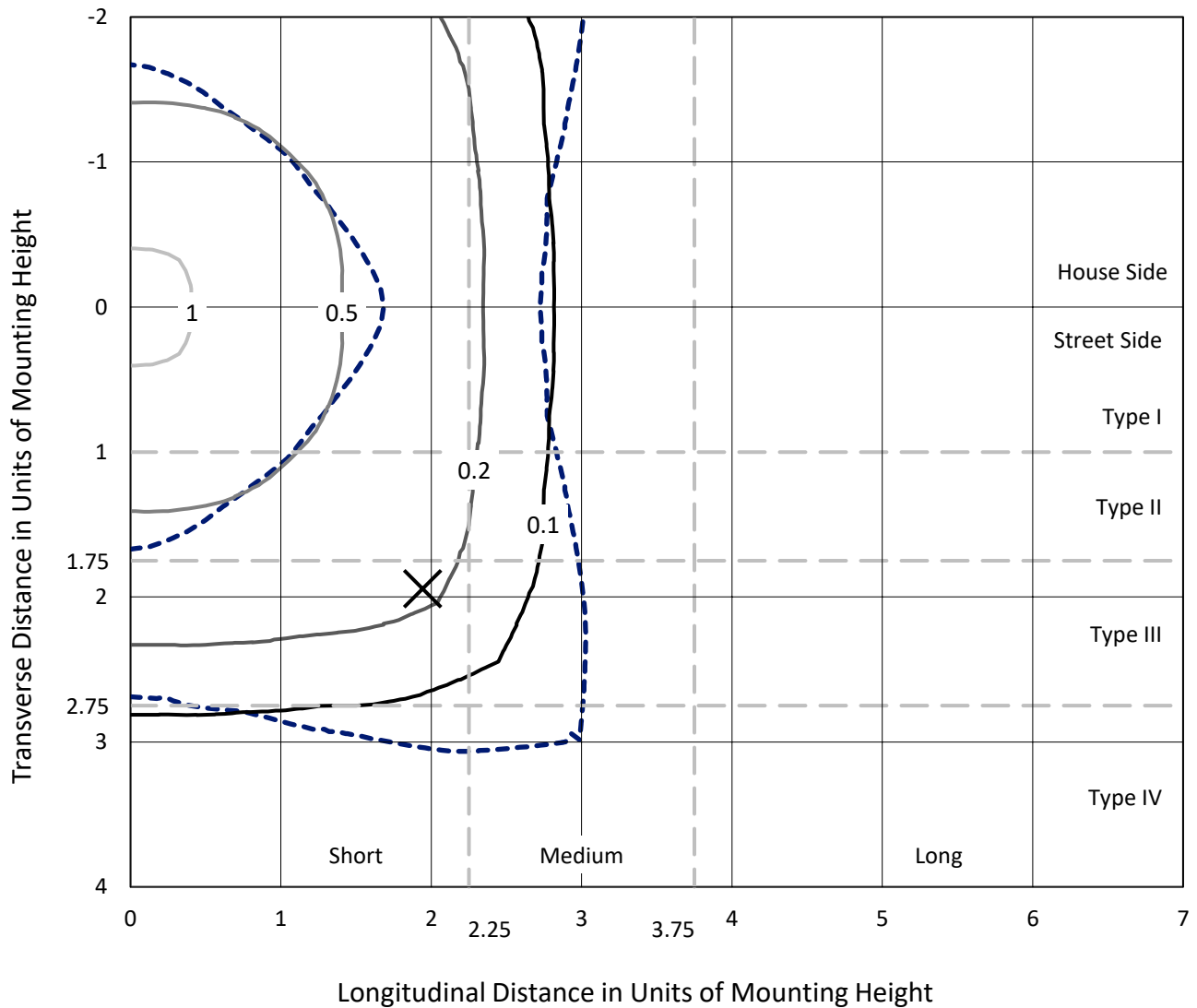
Input Watts (W): 79.6
Input Voltage (V): NR
Input Current (Ain): NR
Voltage Rise (V): NR
Power Factor: NR
Total Harmonic Distortion (THDi): NR
Frequency (hertz): 60
Stabilization Time: NR
Operation Time: NR
Ambient Temperature (°C): NR
Test Distance: 24 FT



REPORT NUMBER: P946195
 CATALOG NUMBER: GALN-SB1D-935-U-5MQ

Iso-Footcandle Lines of Horizontal Illumination

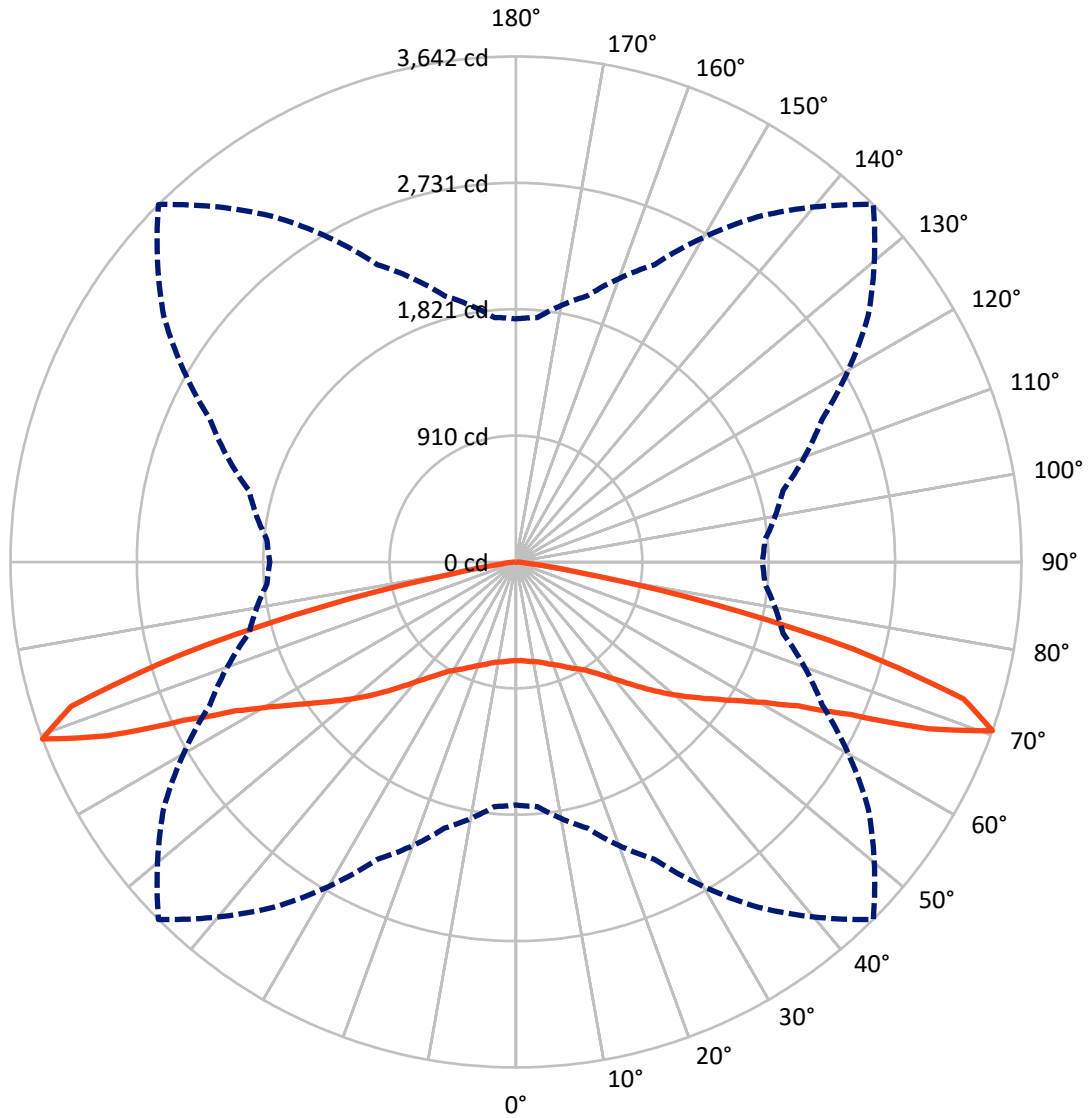
✕ Max cd
 - - - 1/2 Max cd



Based on 25 foot mounting height. Maximum calculated value = 1.1 fc
 Type V - Short - N/A

REPORT NUMBER: P946195
CATALOG NUMBER: GALN-SB1D-935-U-5MQ

Luminous Intensity Polar Plot



— Vertical Plane Through 45-Deg Lateral - - - Horizontal Cone Through 70-Deg Vertical

REPORT NUMBER: P946195
 CATALOG NUMBER: GALN-SB1D-935-U-5MQ

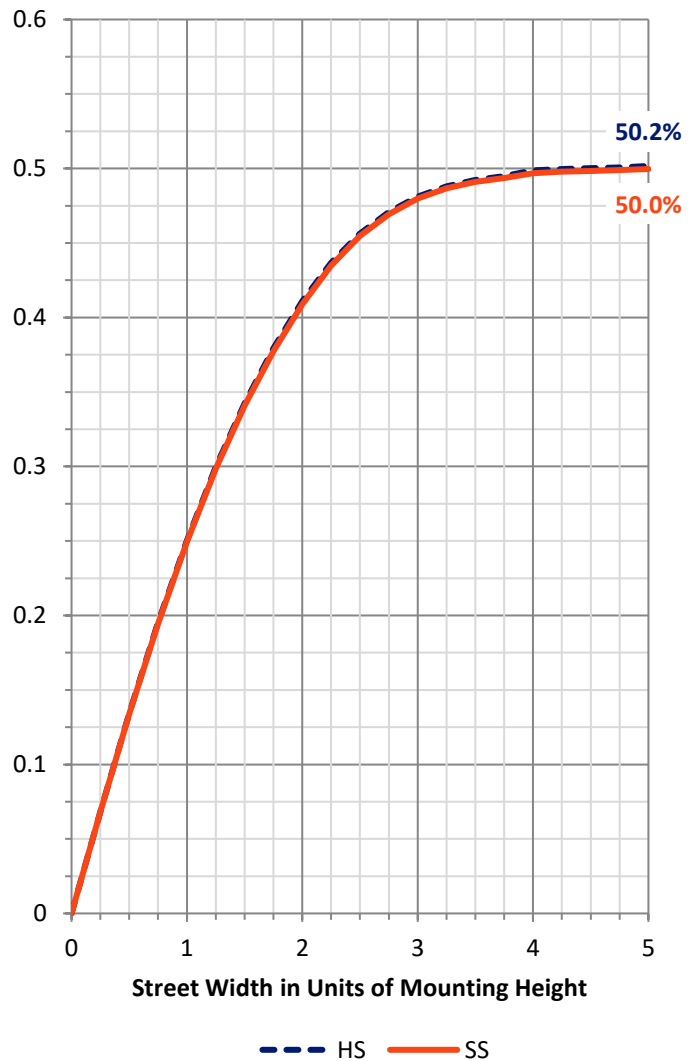
FLUX DISTRIBUTION:

		Downward	Upward	Total
House Side	Lumens	3708.0	0.0	3708.0
	% Fixture	50.0	0.0	50.0
Street Side	Lumens	3708.0	0.0	3708.0
	% Fixture	50.0	0.0	50.0
Total	Lumens	7416.0	0.0	7416.0
	% Fixture	100.0	0.0	100.0

ZONAL LUMENS:

Zone	Lumens	% Fixture
0°-10°	69.0	0.9
10°-20°	214.0	2.9
20°-30°	382.4	5.2
30°-40°	619.9	8.4
40°-50°	1009.8	13.6
50°-60°	1539.6	20.8
60°-70°	2290.4	30.9
70°-80°	1248.3	16.8
80°-90°	42.5	0.6
90°-100°	0.0	0.0
100°-110°	0.0	0.0
110°-120°	0.0	0.0
120°-130°	0.0	0.0
130°-140°	0.0	0.0
140°-150°	0.0	0.0
150°-160°	0.0	0.0
160°-170°	0.0	0.0
170°-180°	0.0	0.0
0°-90°	7416.0	100.0
0°-180°	7416.0	100.0

Coefficient of Utilization



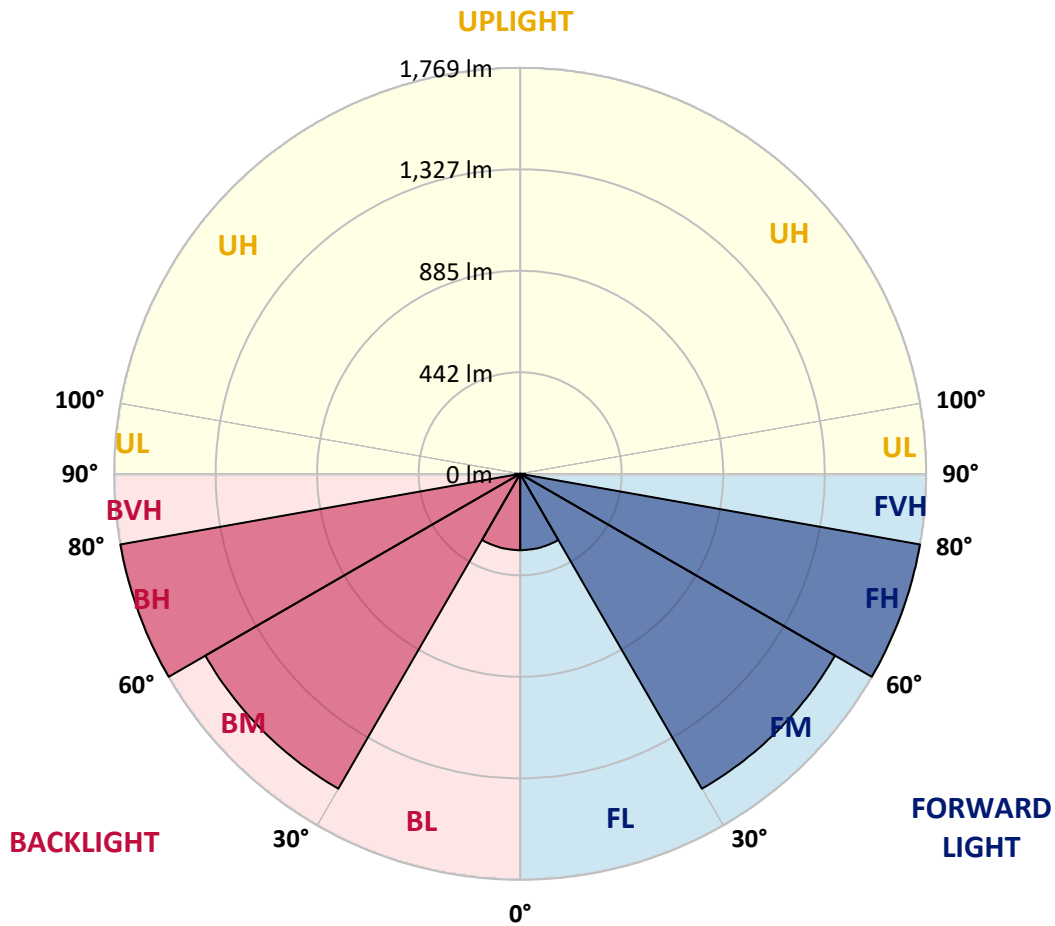
REPORT NUMBER: P946195
 CATALOG NUMBER: GALN-SB1D-935-U-5MQ

LUMINAIRE CLASSIFICATION SYSTEM LUMEN TABLE AND BUG RATING:

Zone	Lumens	% Fixture	Zone Rating/Lumen Limit		
			B	U	G
FL (0°-30°)	332.7	4.5			
FM (30°-60°)	1584.6	21.4			
FH (60°-80°)	1769.4	23.9			G1/1800
FVH (80°-90°)	21.3	0.3			G1/100
BL (0°-30°)	332.7	4.5	B1/500		
BM (30°-60°)	1584.6	21.4	B2/2500		
BH (60°-80°)	1769.4	23.9	B3/2500		G1/1800
BVH (80°-90°)	21.3	0.3			G1/100
UL (90°-100°)	0.0	0.0		U0/0	
UH (100°-180°)	0.0	0.0		U0/0	

BUG Rating: B3-U0-G1

Type V Short



REPORT NUMBER: P946195
 CATALOG NUMBER: GALN-SB1D-935-U-5MQ

CANDELA DISTRIBUTION (FULL):

	0°	5°	15°	25°	35°	45°	55°	65°	75°	85°
0°	710.4	710.4	710.4	710.4	710.4	710.4	710.4	710.4	710.4	710.4
2.5°	713.7	714.5	713.0	712.2	711.5	710.4	710.7	712.6	714.1	713.7
5°	719.7	720.4	719.3	718.9	717.5	717.1	717.1	718.9	720.1	719.3
7.5°	726.4	727.5	725.6	725.3	724.5	723.8	723.4	725.3	726.4	726.4
10°	732.7	733.8	732.3	731.2	730.5	730.5	729.7	731.2	733.1	732.7
12.5°	739.4	740.2	738.7	737.9	737.9	739.0	737.9	738.7	740.2	739.4
15°	747.6	748.0	747.6	748.7	750.6	754.3	751.0	750.2	751.0	749.1
17.5°	758.8	759.5	761.0	763.6	766.2	772.9	767.0	765.1	765.1	761.4
20°	772.6	773.7	775.9	780.4	783.7	790.1	784.1	781.5	780.4	775.5
22.5°	787.1	788.9	792.3	798.2	804.2	810.2	804.2	799.7	796.4	790.1
25°	803.8	806.1	811.3	821.0	829.1	837.7	830.6	821.7	815.0	806.1
27.5°	827.7	830.3	836.6	848.5	858.9	866.4	859.7	848.1	838.8	828.0
30°	861.2	863.8	871.2	883.9	890.9	895.8	891.3	882.4	871.2	858.9
32.5°	904.4	907.7	915.9	927.8	929.3	930.0	928.6	924.1	915.9	901.0
35°	959.1	962.8	972.1	981.8	980.3	981.8	979.6	978.1	972.1	955.0
37.5°	1026.1	1030.6	1040.2	1047.7	1044.0	1042.1	1042.5	1042.9	1039.5	1020.5
40°	1103.9	1109.9	1116.9	1124.8	1118.4	1112.8	1116.6	1119.5	1116.6	1097.2
42.5°	1184.0	1192.5	1200.0	1211.1	1205.9	1198.9	1204.1	1207.4	1201.1	1180.2
45°	1272.9	1281.1	1290.8	1307.6	1303.8	1296.4	1303.8	1304.6	1293.8	1269.2
47.5°	1364.9	1373.5	1388.0	1410.3	1408.8	1400.6	1410.3	1405.1	1391.3	1361.9
50°	1452.0	1463.9	1486.3	1517.6	1520.5	1510.5	1523.5	1513.5	1490.4	1453.5
52.5°	1533.9	1546.6	1582.0	1624.4	1635.2	1622.2	1639.7	1622.2	1587.5	1540.3
55°	1619.9	1634.1	1676.2	1731.6	1753.2	1743.5	1759.9	1733.5	1684.4	1627.0
57.5°	1721.2	1729.8	1780.0	1845.9	1882.4	1884.7	1892.1	1847.4	1787.9	1722.7
60°	1831.0	1843.0	1897.7	1976.6	2034.3	2052.9	2045.1	1978.9	1909.6	1834.8
62.5°	1971.8	1984.8	2050.3	2144.9	2236.1	2282.3	2251.8	2155.7	2070.1	1980.3
65°	2088.3	2102.8	2221.2	2389.9	2555.9	2648.6	2571.9	2395.1	2241.0	2114.4
67.5°	2003.8	2021.7	2207.5	2517.2	2930.1	3206.7	2944.3	2555.2	2253.2	2081.6
70°	1751.4	1768.1	1984.8	2363.5	3035.5	3641.6	3098.8	2433.1	1991.9	1799.8
72.5°	1162.7	1216.7	1436.0	1890.2	2710.4	3369.8	2737.3	1851.9	1332.1	1160.1
75°	385.7	428.9	578.6	979.9	1815.4	2520.2	1728.3	867.1	458.3	329.9
77.5°	97.2	112.1	154.5	280.4	724.2	1434.9	651.9	229.0	124.7	87.1
80°	47.3	52.1	74.5	93.5	181.3	456.1	170.1	87.9	58.8	45.4
82.5°	26.1	26.4	42.1	52.9	67.4	118.0	70.0	51.4	33.9	27.6
85°	16.0	15.6	22.3	28.3	28.3	42.1	33.5	28.3	19.4	17.1
87.5°	6.3	6.3	8.2	8.9	7.8	10.8	8.6	9.3	7.4	7.1
90°	0.0	0.0	0.0	0.0	0.0	0.0	0.0	0.0	0.0	0.0

(END C

90°
710.4
714.1
719.7
726.4
732.7
739.0
749.1
761.4
775.5
789.7
805.7
827.7
858.9
901.4
955.0
1020.5
1097.2
1181.7
1271.8
1360.1
1452.8
1535.8
1619.2
1713.8
1822.9
1964.7
2093.5
2055.9
1774.1
1122.5
312.0
77.8
41.7
27.6
17.9
7.4
0.0

OF REPORT)